Hi-MO 7

LR5-72HGD

560~590M

- High-performance PV modules for utility power plants
- Advanced HPDC cell technology delivers superior module efficiency and power
- High bifaciality and excellent power temperature coefficient achieves high energy yield
- LONGi lifecycle quality ensures long-term performance

12 12-year Warranty for Materials and Processing

30 30-year Warranty for Extra Linear Power Output

Complete System and Product Certifications

IEC 61215, IEC 61730, UL 61730

ISO9001:2015: ISO Quality Management System

ISO14001: 2015: ISO Environment Management System

ISO45001: 2018: Occupational Health and Safety

IEC62941: Guideline for module design qualification and type approval

LONGi

Hi-MO 7

LR5-72HGD 560~590M

22.8%	0~3%	<1%	0.4%	HALF-CELL
MAX MODULE EFFICIENCY	POWER TOLERANCE	FIRST YEAR POWER DEGRADATION	YEAR 2-30 POWER DEGRADATION	Lower operating temperature

Additional Value

30-Year Power Warranty

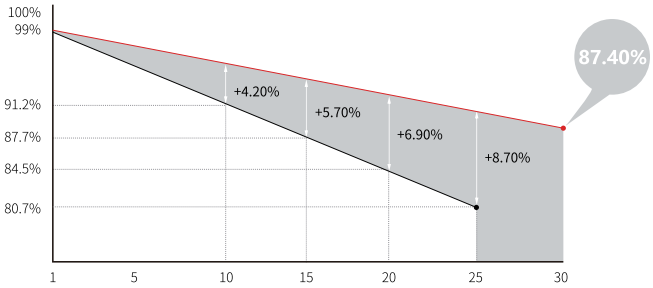

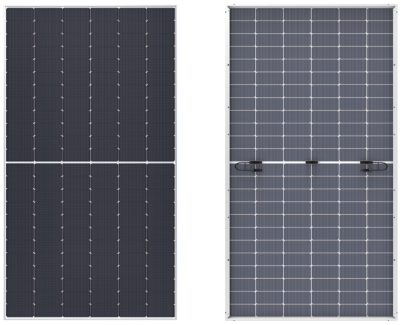

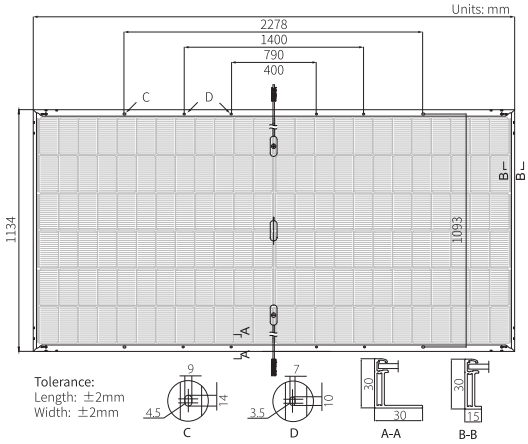

Mechanical Parameters

Cell Orientation	144 (6×24)
Junction Box	IP68, three diodes
Output Cable	4mm², +400, -200mm/±1400mm length can be customized
Glass	Dual glass, 2.0+2.0mm heat strengthened glass
Frame	Anodized aluminum alloy frame
Weight	31.8kg
Dimension	2278×1134×30mm
Packaging	36pcs per pallet / 180pcs per 20' GP / 720pcs per 40' HC

Electrical Characteristics

STC : AM1.5 1000W/m² 25°C NOCT : AM1.5 800W/m² 20°C 1m/s

Test uncertainty for Pmax: ±3%

Module Type	LR5-72HGD-560M		LR5-72HGD-565M		LR5-72HGD-570M		LR5-72HGD-575M		LR5-72HGD-580M		LR5-72HGD-585M		LR5-72HGD-590M	
Testing Condition	STC	NOCT	STC	NOCT	STC	NOCT	STC	NOCT	STC	NOCT	STC	NOCT	STC	NOCT
Maximum Power (Pmax/W)	560	426.3	565	430.1	570	433.9	575	437.7	580	441.5	585	445.3	590	449.1
Open Circuit Voltage (Voc/V)	50.99	48.46	51.09	48.55	51.19	48.65	51.30	48.75	51.41	48.86	51.52	48.96	51.63	49.07
Short Circuit Current (Isc/A)	13.89	11.16	13.97	11.22	14.05	11.29	14.14	11.35	14.22	11.42	14.30	11.48	14.38	11.55
Voltage at Maximum Power (Vmp/V)	42.82	40.69	42.91	40.78	43.00	40.87	43.11	40.97	43.22	41.07	43.33	41.18	43.44	41.28
Current at Maximum Power (Imp/A)	13.08	10.48	13.17	10.55	13.26	10.62	13.34	10.68	13.42	10.75	13.51	10.82	13.59	10.89
Module Efficiency(%)	21.7		21.9		22.1		22.3		22.5		22.6		22.8	

Electrical characteristics with different rear side power gain (reference to 575W front)

Pmax /W	Voc/V	Isc /A	Vmp/V	Imp /A	Pmax gain
604	51.30	14.84	43.11	14.00	5%
633	51.30	15.55	43.11	14.67	10%
661	51.40	16.26	43.21	15.34	15%
690	51.40	16.96	43.21	16.01	20%
719	51.40	17.67	43.21	16.67	25%

Operating Parameters

Operational Temperature	-40°C ~ +85°C
Power Output Tolerance	0 ~ 3%
Voc and Isc Tolerance	±3%
Maximum System Voltage	DC1500V (IEC/UL)
Maximum Series Fuse Rating	30A
Nominal Operating Cell Temperature	45±2°C
Protection Class	Class II
Bifaciality	80±5%
Fire Rating	UL type 29 IEC Class C

Mechanical Loading

Front Side Maximum Static Loading	5400Pa
Rear Side Maximum Static Loading	2400Pa
Hailstone Test	25mm Hailstone at the speed of 23m/s

Temperature Ratings (STC)

Temperature Coefficient of Isc	+0.045%/°C
Temperature Coefficient of Voc	-0.230%/°C
Temperature Coefficient of Pmax	-0.280%/°C

LONGi

No.8369 Shangyuan Road, Xi'an Economic And Technological Development Zone, Xi'an, Shaanxi, China.

Web: www.longi.com

Specifications included in this datasheet are subject to change without notice. LONGi reserves the right of final interpretation. (20230810V19)