



# BISTAR

TP6L72M  
TP6L72M(H) **144-cell**

**435 - 455W**

9BB Half-cut Mono Perc



## SYSTEM & PRODUCT CERTIFICATES

- IEC 61215 / IEC 61730 / UL 61703
- ISO 9001: 2015 Quality Management System
- ISO 14001: 2015 Environment Management System
- ISO 45001: 2018 Occupational Health and Safety Management Systems



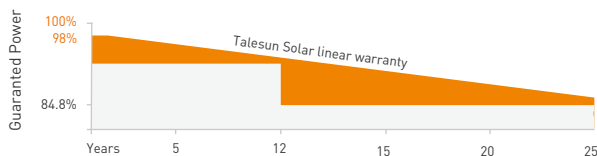
## PERFORMANCE WARRANTY

**15** Years  
Quality Assurance

**25** Years  
Power Output Guarantee

Linear Performance Warranty

Standard Performance Warranty



## KEY FEATURES



### 9BB Half-cut Cell Technology

New circuit design, lower internal current, lower  $R_s$  loss  
Ga doped wafer, attenuation  $<2\%$  (1st year) /  $\leq 0.55\%$  (Linear)



### Significantly Lower the Risk of Hot Spot

Special circuit design with much lower hot spot temperature



### Excellent Anti-PID Performance

2 times of industry standard Anti-PID test



### Wider Application

No water-permeability and high wear-resistance,  
can be widely used in high-humid, windy and dusty area



### IP68 Junction Box

High waterproof level

[www.alesun.com](http://www.alesun.com)

[marketing.hq@alesun.com](mailto:marketing.hq@alesun.com)

\* GL-EN-Version 2022.03.01

## ELECTRICAL CHARACTERISTICS

Testing Condition	STC	NMOT	STC	NMOT	STC	NMOT	STC	NMOT	STC	NMOT
Maximum Power (Pmax/W)	435	324	440	328	445	332	450	335	455	339
Operating Voltage (Vmpp/V)	40.3	37.6	40.5	37.8	40.7	38.0	40.9	38.2	41.1	38.4
Operating Current (Impp/A)	10.80	8.62	10.87	8.67	10.94	8.73	11.01	8.78	11.08	8.84
Open-Circuit Voltage (Voc/V)	49.0	45.6	49.2	45.8	49.4	46.0	49.6	46.2	49.8	46.4
Short-Circuit Current (Isc/A)	11.33	9.15	11.40	9.20	11.47	9.26	11.54	9.32	11.61	9.37
Module Efficiency (%)	20.00		20.20		20.40		20.70		20.90	

STC: Irradiance 1000W/m<sup>2</sup>, Spectra at AM1.5, Module Temperature 25 °C. Power output tolerance: 0~+5W, Test uncertainty for Pmax: ±3%  
 NMOT: Irradiance 800W/m<sup>2</sup>, Spectra at AM1.5, Ambient Temperature 20 °C, Wind speed 1m/s

## MECHANICAL CHARACTERISTICS

Solar Cell	Monocrystalline 166*166mm
No. of Cells	144 (6*24)
Module Dimensions	2094*1038*35mm (82.44*40.87*1.38inches)
Weight	23.5kg (51.81lbs)
Front Glass	3.2mm AR Coating Tempered Glass
Frame	Anodized Aluminium Alloy
Junction Box	IP68, 3 Bypass Diodes
Output Cables	4mm <sup>2</sup> (IEC), 12AWG(UL) 300mm in Length or Customized Length
Connectors	T01/LJQ-3-CSY/MC4/MC4-EV02

## APPLICATION CONDITIONS

Maximum System Voltage	1000V/1500V/DC
Operating Temperature	-40°C~+85°C
Maximum Series Fuse	20A
Safety Protection Class	Class II
Mechanical Load (Front side)	5400Pa
Mechanical Load (Back side)	2400Pa

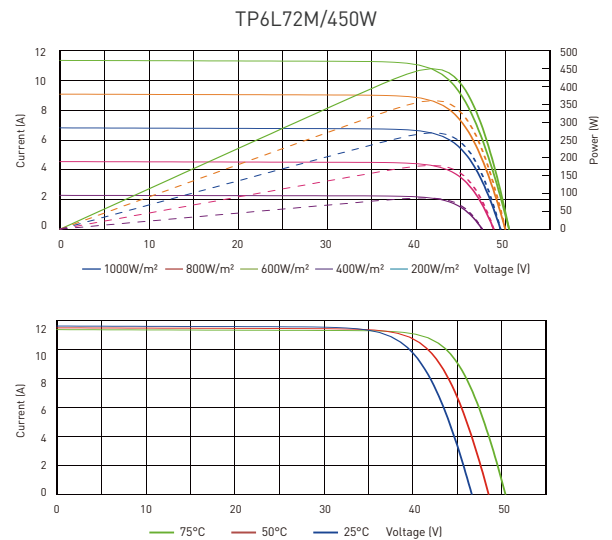
## TEMPERATURE CHARACTERISTICS

Temperature Coefficient of Pmax	-0.36%/°C
Temperature Coefficient of Voc	-0.26%/°C
Temperature Coefficient of Isc	+0.043%/°C
Nominal Module Operating Temperature(NMOT)	43±2°C

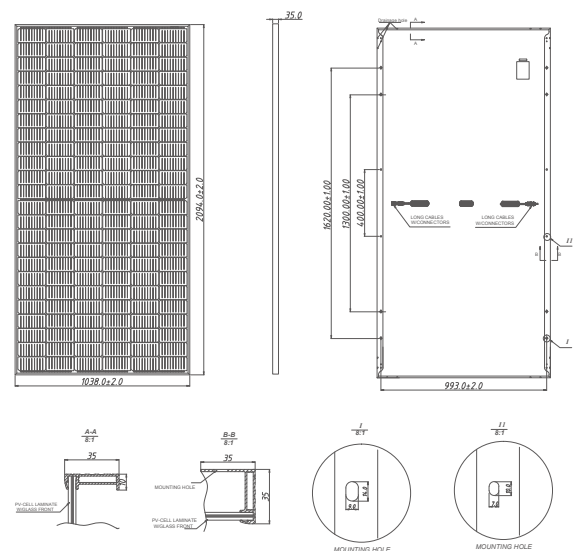
## PACKING CONFIGURATION

Pieces Per Pallet	31	31(USA)
Pieces Per Container(40'HQ)	715	682

## I-V CURVE



## TECHNICAL DRAWINGS



The specification and key features described in this datasheet may deviate slightly and are not guaranteed. Due to ongoing innovation, R&D enhancement, Suzhou Talesun Solar Technologies Co., Ltd. reserves the right to make any adjustment to the information described herein at any time without notice. Please always obtain the most recent version of the datasheet which shall be duly incorporated into the binding contract made by the parties governing all transactions related to the purchase and sale of the products described herein.